

SIDE X EVO

DESIGN MASSIMO CASTAGNA

STRUCTURE

Structure in solid wood. Sides thickness 3,6, top and bottom thickness 5 cm and flush doors in 2,5 cm thick solid wood veneered or covered with metal.

TOP

In plywood thickness veneer, or covered with steel metal mesh; Stone top 2 cm thickness stone from our range.

FINISH

Heat treated woods oil finish based on natural wax and water or swamp woods as per our samples. Hand burnished metals using traditional techniques: Black burnished steel, Burnished brass, Black burnished brass, H-silver, H-silver B, Silver Patina.

TOP FINISHES

Stones from our range. Heat treated woods oil finish based on natural wax or swamp woods as per our samples. Burnished steel mesh tweed pattern.

BASE

Black burnished steel.

OPTIONAL

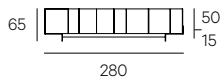
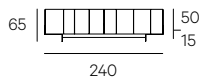
- Back in metal finish (for metal version)
- Internal backrest in Stopsol glass
- Natural led light kit 3000K recessed into the top of the cabinet, downward.

TECHNICAL DATA

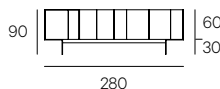
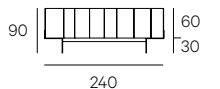
Cm 240x57x65h
Cm 280x57x65h
Cm 240x50x90h
Cm 280x50x90h

TECHNICAL DRAWINGS

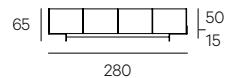
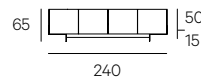
Side X evo (metal finish)



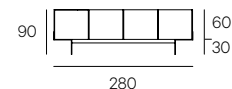
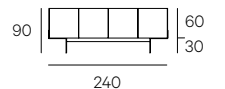
Side X evo high (metal finish)



Side X evo (wooden finish)



Side X evo high (wooden finish)



CARE AND MAINTENANCE OF WOOD

The woods used for our products are of the highest quality and manufactured with the greatest craftsmanship. As wood is a natural material, when placed in a very dry environment it loses humidity and consequently shrinks. In contrast, in a very humid environment wood acquires humidity, increasing in size. These subtle reactions are not flaws but natural movements of a 'living' product, which expands and contracts as the seasons change. Furthermore, the final moisture content of wood also varies according to use, for which particular care is required. For routine maintenance of wood, use a soft, damp, fluffy cloth, or a microfiber cloth. Stubborn stains cleaning wood and does not scratch. To thoroughly clean even the finest grain, follow the direction of the grain using a neutral pH detergent. Next, rinse with a well wrung out cloth and thoroughly dry all surfaces. It is advisable to use neutral pH products and to always test any product on a small hidden part of the object before using it on the outside. To apply the rejuvenating oil provided, carefully follow the instructions printed on the packaging. Bear in mind, however, that the treatment does not make the surface immune to the effects of acidic substances (such as lemon juice). Specific cleaner and care kit for wooden surfaces, including specific products and accessories is available upon request.

CARE AND MAINTENANCE OF MARBLE/STONE

Marble is crystalline limestone rock composed primarily of calcium carbonate. As a natural material, colour variations, whether overall or in the veins and marks even within the same slab, are considered characteristic. The product may change by itself, acquiring an appearance that makes it all the more prized and unique the more it shows signs of age. Over time, such surfaces may deteriorate and/or mark (marks bring more noticeable with a pale colour). It is therefore advisable to avoid leaving cleaning products or household liquids (oil, red wine, vinegar, etc.) on the surface. In particular, products that contain citric acid (present for example in fruit, citrus fruit and tomatoes) act on contact with the treated surface, removing its original sheen. Always clean stains on surfaces while they are still fresh. To reduce risk, we treat the marble according to the most advanced waterproofing technology. Yet even the best waterproofing treatment, such as the one we apply, becomes less effective normally after two or three months, depending on your use of the surface. Therefore it is very important to renew the treatment regularly using the recommended product supplied. To apply this, carefully follow the instructions printed on the package, bearing in mind however, that the treatment does not make the surface immune to the effects of acidic substances (such as lemon juice). For routine maintenance use a microfiber cloth with a neutral pH detergent (water alone is enough for flamed finishes). Do not use products containing acids or limescale removing substances. Specific cleaner and care kit for our stones, including specific products and accessories is available upon request.

CARE AND MAINTENANCE OF METALS

Avoid leaving household liquids (oil, red wine, vinegar, etc.) on the surface. In particular, products that contain citric acid (present for example in fruit, citrus fruit and tomatoes) act on contact with the treated surface, removing its original sheen. Always clean stains while they are still fresh. For routine maintenance use a microfiber cloth and water. Do not use products containing acids, limescale removing substances or alcohol.