

# CONCORDE

EMMANUEL GALLINA (2009)



## DESCRIZIONE

Un design in grado di proporre una forma primaria che valorizza la naturalezza dello scrittoio Concorde di Emmanuel Gallina. Forme leggere interpretate con stile essenziale.

**Poliform**

# CONCORDE

EMMANUEL GALLINA (2009)



## DESCRIZIONE TECNICA

### TIPOLOGIA

scrittoio

### GAMBE

gambe in legno massello impiallacciato

### PIANO

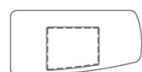
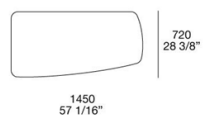
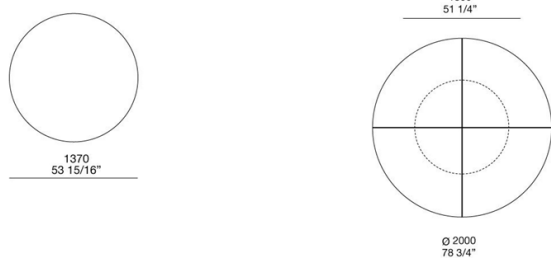
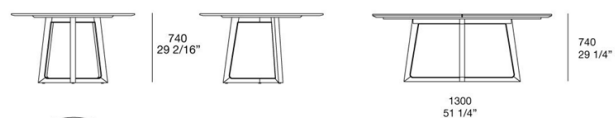
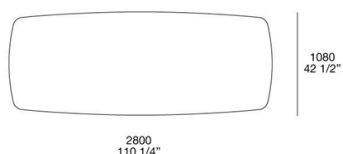
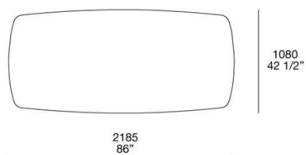
pannello di MDF impiallacciato

### NOTE

con cassetto e sottomano in cuoio opzionale


# CONCORDE

EMMANUEL GALLINA (2009)



# CONCORDE

FINITURE\GAMBE\ESSENZE (3)




ROVERE  
SPESSART

ROVERE  
CENERE

NOCE C.

# CONCORDE

FINITURE\PIANO\ESSENZE (3)



ROVERE  
SPESSART

ROVERE  
CENERE

NOCE C.