

LP Slim Round Suspended

The slim housing encircles a high-efficient acrylic diffuser emitting diffused primarily downward directed light. The slim body has a slight curvature and an inner curve which reduces contrast. The product family comes in a range of sizes and mounting options for a wide range of applications. Surface mounted and suspended versions have an indirect light component.



Set location -
KEA



Product info

Information

Electrical: System Wattage: 13W, 25W or 54W LED Wattage: 12W, 23W, or 50 W Delivered lumens: 1,092 - 6,262
Efficacy: 84.0 lm/W - 116.0 lm/W Certifications: cULus, Damp Location Protection class IP20 Controllability: 0-10V Dimming Color Rendering: Ra≥90

Mounting

Suspension length: 12 ft. Canopy: White. Cord type: 2 conductor, 18 AWG, white PVC power cord.

Finish

White, aluminium grey or black, powder coated or clear lacquered, pickled aluminum.

Materials

Reflector, top and stem: Die cast aluminum. Diffuser: Acrylic, opal.

Sizes and weight

Width x Height x Length (in.) | 9.8 x 5.8 x 9.8 Max 0.0 lbs | 17.2 x 6.1 x 17.2 Max 0.0 lbs | 26.7 x 6.1 x 26.7 Max 0.0 lbs

Compliance

cULus, Damp location.

Specification notes

a. 9.8 IN size available only in 13W. b. 17.2 IN size available only in 25W. c. 26.7 IN size available only in 54W. d. Tunable white available only in white finish.

Light source

25W LED/3000K
Lumen: 2478

Information

Electrical:
System Wattage: 13W, 25W or 54W
LED Wattage: 12W, 23W, or 50 W
Delivered lumens: 1,092 - 6,262
Efficacy: 84.0 lm/W - 116.0 lm/W
Certifications:
cULus, Damp Location
Protection class IP20
Controllability: 0-10V Dimming
Color Rendering: Ra≥90



Product family



LP Slim Round Semi
Recessed







LP Slim Round Recessed



LP Slim Round Surface
Mounted

Product variants

Dimension	Color	Light source	Lumen	Voltage frequency	Lighting control
17.2 IN	 Alu grey	13W LED/3000K	1092	120-277V/60HZ	Dali kelvin adjustable
26.7 IN	 Black	13W LED/3500K	1142		Dim 0-10v
9.8 IN	 Dark aluminum raw	25W LED/3000K	1254		
		 White	25W LED/3500K	2404	
		54W LED/3000K	2478		
		54W LED/3500K	2659		
		KELVIN ADJUSTABLE	5861		
			5978		
			6262		

Product description

A series of low profile, circular luminaires scaling from small to large diameters with a thin metal rim. The diffuser is uniformly illuminated. The top cover has a thin gap at the outer edge for an upward accent glow. The lower, inside edge of the housing is contoured to provide a slight transition from dark to light regions. Part of a family with a range of mounting options. Available in four colors and three sizes.

Mounting

Mounts onto a 4 inch octagonal outlet box. Canopy is white, contoured cone profile, 6.8 IN diameter x 2.8 IN tall. Cord type: 2-conductor, 18 AWG white PVC power cord. 17.2 IN and 26.7 In sizes include a single stainless steel aircraft wire to support the weight. Cord length: 12 feet. The diffuser has integral tabs for snap-fit into the housing. Electronic, constant current, class II driver for 120-277V operation and 0-10V dimming control housed inside the canopy.

Light description

Very wide, mostly downward light distribution from the flat diffusing lens. Careful design of LED positioning and modern diffusing materials maximize light transmission while eliminating hot spots and glare. The lower, inside edge of the housing is contoured to provide a slight transition from dark to light regions. The top cover has a thin gap at the outer edge for an upward accent glow. Standard CCT in 3000K or 3500K, controlled by electronic driver.

Design

Louis Poulsen A/S

Material

Housing and top cover are cast aluminium, 0.12 IN thick. Mounting brackets are 0.06 IN thick aluminum and steel. Diffuser is white acrylic formulated for high light transmission and diffusion. Materials are UV resistant to prevent fading. Internal reflective panel are white MC-PET polycarbonate, 0.03 IN thick. 17.2 IN and 26.7 IN sizes have a 0.06" stainless steel aircraft-type wire. Standard finish are matte surface powder coat with minimum 2 mils thickness in black, white, and aluminum grey. Dark grey finish is created by chemically treating the aluminum with a protective clear top coat. Alu grey, Dark aluminum, Blk, Wht

Weight

Min: 0 lbs Max: 0 lbs

Dimensions

17.2 IN, 26.7 IN, 9.8 IN

Other functions

Alternative finishes. Longer cord lengths. LED in 2700K, 4000K and 5000K . Alternative dimming controls. Tunable white system for 9.8 IN and 17.2 IN sizes.

Finish

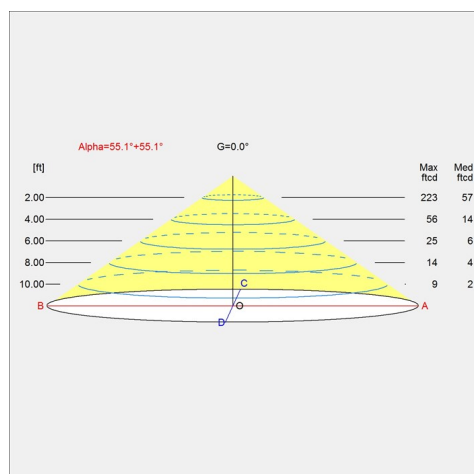
Alu grey, Black, Dark aluminum raw, White

Voltage

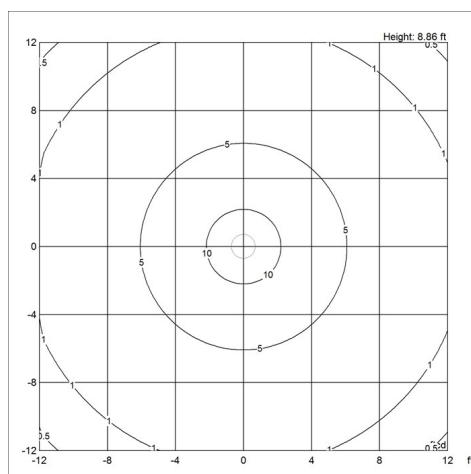
120-277V/60HZ

Light distribution diagrams

Cartesian



Isolux



Polar

