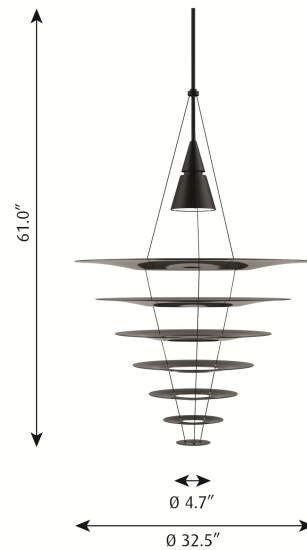


# Enigma 825

**Project name:**

**Project type:**

**Notes:**



## Design

Shoichi Uchiyama

## Product description

Enigma pendants incorporate a top mounted light source projecting light downward through a series of thin acrylic slightly contoured rings that appear to be floating, providing a transparent and light expression. The shades are carefully designed and positioned to prevent direct view of the light source while providing ample light distribution.

## Variant options

Color	Cable type	Light source	Voltage frequency
<input checked="" type="radio"/> Black <input type="radio"/> Br alu	BLK TRANSPARENT CABLE	62W LED/3000K	120-277V/60HZ

## Specification notes

a. Brushed aluminum finish comes with white cord and canopy. b. Black finish comes with black cord and canopy.

## Light description

The fixture emits glare-free, soft, comfortable downward light. The shade design ensures even illumination of the surfaces. The matte upper surfaces of the rings diffuse the light, while the glossy lower surfaces provide optimal reflection. Standard CCT in 3000K, controlled by electronic driver.

## Mounting

Mounts onto a 4 inch octagonal outlet box. Canopy: Black or white to match pendant finish, cone profile, 9.5 IN diameter x 6.7 IN tall. Includes a single stainless steel aircraft wire to support the weight. Cord type: 2-conductor, 18 AWG white or black PVC power cord. Cord length: 12 feet. Electronic, constant current, class II driver for 120-277V operation and 0-10V dimming control housed inside the canopy.

## Information

Electrical:  
System Wattage: 62W  
LED Wattage: 57 W  
Delivered lumens: 3,401 - 5,883  
Efficacy: 54.9 lm/W - 94.9 lm/W  
Certifications:  
cULus, Damp Location  
Protection class IP20  
Controllability: 0-10V Dimming  
Color Rendering: Ra≥90

## Finish

Black, Br alu

## Material

Shades: Cast acrylic 0.2 IN thick, in opal white or black. Canopy is spun aluminum, .03 IN thick. Suspension is one stainless steel aircraft cable, 0.06" thick. Light source housing: spun and machined aluminum. Shade wires are stainless steel, uncoated for aluminum color pendant, with black PVD coating for black color pendant. Standard finish on light source housing is matte, wet painted in aluminum color or black.  
Aluminum colored or black, wet painted brushed aluminum. Shades: White or black acrylic.

## Weight

Min: 19.716 lbs Max: 23.298 lbs

## Other functions

Longer cord lengths. LED in 2700K or 3500K. Alternative dimming controls.

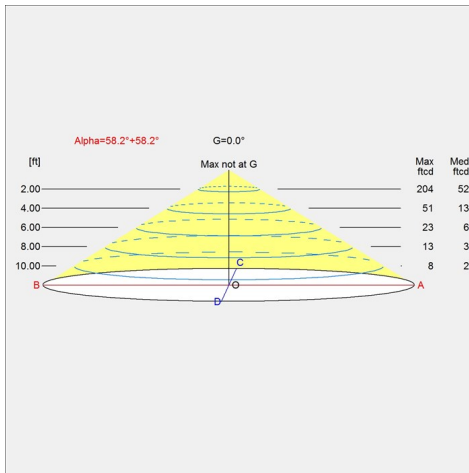
## Voltage

120-277V/60HZ

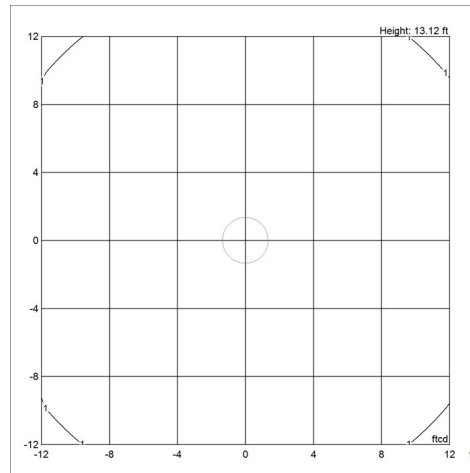
## Light distribution diagrams

For the full data set on all variants, see [louispoulsen.com](http://louispoulsen.com).

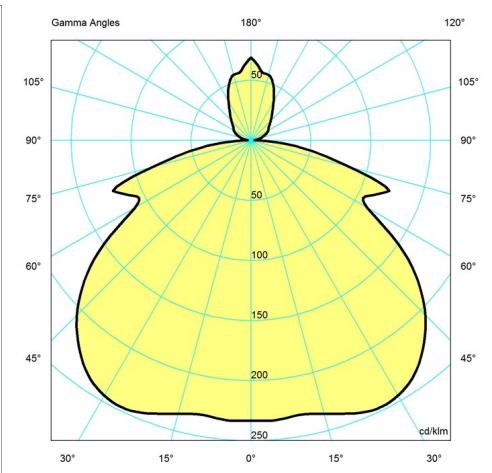
Cartesian



Isolux



Polar



## Variant options

Color	Cable type	Light source	Voltage frequency	Variant number
<input checked="" type="radio"/> Black	BLK	62W LED/3000K	120-277V/60HZ	5741918757
<input type="radio"/> Br alu	TRANSPARENT CABLE	62W LED/3000K	120-277V/60HZ	5741918760