

FLOS

SUPERLOON

Mounting	Floor
Lamps description	EDGE LIGHTING 2200/2800K 4000lm CRI80 - 45W
Environment	Indoor
Finish	White, Chrome, Black
Design awards	EDIDA 2016
Technical description	Adjustable floor lamp providing direct light. Painted or chrome-plated aluminium body with metal spinning head, die-cast joints and extruded stem. Silk screened PMMA diffuser. Edge Lighting technology light source. Optical switch sensor placed on the stem that provide Warm Tone dimming function. Power cord length 250 cm. Plug-in power supply with interchangeable plugs.



Superloon

designed by Jasper Morrison

Adjustable floor lamp providing direct light.

ELECTRICAL

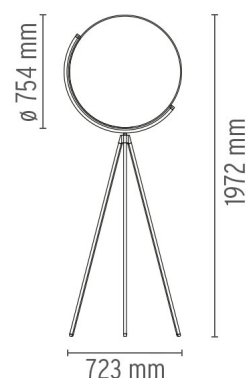
Emergency	Without
------------------	---------

● F6630009	White
● F6630030	Black
● F6630057	Chrome

PHYSICAL

Construction material	Aluminum, PMMA
Weight (kg)	11
Number of heads	1


DIMENSIONS



CERTIFICATIONS



Superloon . Lamps



EDGE LIGHTING
2200/2800K 4000lm CRI80
45W
Lamp wattage:
45 W

Lamp category:
LED

Socket:
Special base

Color temperature (K):
2200/2800 °K

Lamp type:
LED



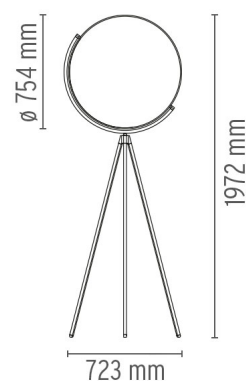
Superloon

designed by Jasper Morrison

Adjustable floor lamp providing direct light.

- F6630009 White
- F6630030 Black
- F6630057 Chrome

DIMENSIONS



CERTIFICATIONS

